

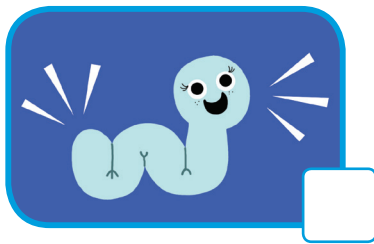
# Year 1 Sample Reading Paper Materials

## Section 1: Aural comprehension

The teacher reads aloud a story while pupils listen. After reading the story, the teacher asks questions, which pupils answer by ticking multiple-choice options in their own booklets.

### 1 Teacher reads:


What two things did Mervyn see on his way home?  
Remember to tick two pictures.



1 mark

### 2 Teacher reads:

Who took Mervyn to see Mr Specs?



1 mark

**3** Teacher reads:

Who was David? Tick the words that show who David was.

Mervyn's  
dad

Mervyn's  
brother

Mervyn's  
friend

the eye  
doctor


1 mark

## Section 2: Word and sentence comprehension

### Teacher reads:



Your job is to read the words and to tick the picture that goes with those words. We will do the first one together, but then you're going to do the rest by yourself.

- 1 Ali is helping Mum to make a cake.



1 mark

- 2 Both rabbits are eating carrots and apples.





1 mark

**Teacher reads:**

Your job is to tick the picture that fills the gap in the sentence. Let's do the first one together, but then you're going to do the rest by yourself.

**3** I wear my \_\_\_\_\_ to the park when it is rainy.



1 mark

**Teacher reads:**

This is the same as the last question – except you have to tick a word to fill the gap in the sentence, instead of a picture.

**4** Hurry up! You will \_\_\_\_\_ the school bus!

see

late

miss

lose

1 mark